

Do you want to participate to admission tests for PhD courses?

As first remember to:

- Register at the university website if you DON'T have access credentials
- Prepare the documentation requested by the call
- Prepare an appropriate electronic ID photo, that is an ID photo (i.e. passport or driving license) in jpeg format with a minimum resolution of 300x400 pixels. Do not use landscapes pictures, pictures taken from afar or from behind, do not use partial photos in which you cannot see the whole face (i.e. scarves, dark glasses, etc.). Do not use group photos, drawings or distorted photos, other people's pictures.

If you are not already a Unimib user follow this procedure:

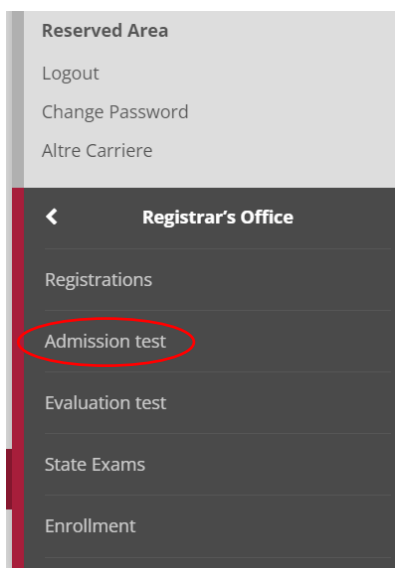
1. Access the link <https://s3w.si.unimib.it/Home.do>
2. Click registration
3. Follow the registration procedure indicated on the site.
4. Upon completion you will be sent a username and password to your personal e-mail address or to the one you entered during registration by which you will be able to access the online secretaries to start the admission process
5. With the regenerate password function you will be able to change the password at your convenience

Start the process well in advance in order to have it completed by the deadline, Registration to the admission tests will stop automatically on the day and time indicated in the call.

Connect to this website:

https://s3w.si.unimib.it/Home.do;jsessionid=73D195024D9F4FFD19D42EFA774AA3ED.esse3-unimib-prod-01?cod_lingua=eng

Click Login, enter your personal page and select "Admission test" voice.



Call to enrolment

It is necessary to fill in the information in order to present an application. Please carefully check that all given information is correct.

Pause and restart of the application procedure

Periodically the system saves the online application process. In case the application is interrupted before being completed, normally it can be restored to where it was left off. The filled in data will be automatically saved by the system.

To modify saved data (before ending the process)

If the saved data has to be modified, it will be necessary to restart the process again, from the beginning. You have to enter the admission section, select the process in stand-by and cancel it. The system allows you to restart the application from the beginning.

End of the application

When the application is submitted, it will not be possible to modify it through the website.

Call to enrolment

Choose Call to enrolment and click on Ph.D. Course (D.M.226/2021) and on **Forward** to go on, now you can select the test you want to participate to by clicking in the dot near the test name.

Choose course level

Choose the course level in which you want to be enrolled.

Choose course level

Post Italian university reform*

- Ph.D. Course (D.M. 226/2021)
- First Level Master Course
- Second Level Master Course
- Corso di Perfezionamento a crediti

Back Forward

Now you can choose your Phd course

- Call to enrollment* CONVERGING TECHNOLOGIES FOR BIOMOLECULAR SYSTEMS (TECSBI) from 18/03/2025 09:00 to 24/04/2025 12:00
- Call to enrollment* CULTURAL AND SOCIAL ANTHROPOLOGY from 18/03/2025 09:00 to 24/04/2025 12:00
- Call to enrollment* ECONOMICS, STATISTICS AND DATA SCIENCE from 18/03/2025 09:00 to 24/04/2025 12:00
- Call to enrollment* EDUCATION IN THE CONTEMPORARY SOCIETY from 18/03/2025 09:00 to 24/04/2025 12:00
- Call to enrollment* LEGAL SCIENCES from 18/03/2025 09:00 to 24/04/2025 12:00
- Call to enrollment* MARINE SCIENCES, TECHNOLOGY AND MANAGEMENT (MTM) from 18/03/2025 09:00 to 24/04/2025 12:00
- Call to enrollment* MATERIALS SCIENCE AND NANOTECHNOLOGY from 18/03/2025 09:00 to 24/04/2025 12:00
- Call to enrollment* MATHEMATICS from 18/03/2025 09:00 to 24/04/2025 12:00
- Call to enrollment* NEUROSCIENCE from 18/03/2025 09:00 to 24/04/2025 12:00
- Call to enrollment* NURSING AND MIDWIFERY from 18/03/2025 09:00 to 24/04/2025 12:00
- Call to enrollment* PHYSICS AND ASTRONOMY from 18/03/2025 09:00 to 24/04/2025 12:00
- Call to enrollment* PSYCHOLOGY, LINGUISTICS AND COGNITIVE NEUROSCIENCE from 18/03/2025 09:00 to 24/04/2025 12:00
- Call to enrollment* PUBLIC HEALTH EPIDEMIOLOGY, STATISTICS AND ECONOMICS from 18/03/2025 09:00 to 24/04/2025 12:00
- Call to enrollment* STRATEGIC INNOVATION FOR SUSTAINABLE AND SMART ECOSYSTEMS from 18/03/2025 09:00 to 24/04/2025 12:00
- Call to enrollment* TRANSLATIONAL AND MOLECULAR MEDICINE - DIMET from 18/03/2025 09:00 to 24/04/2025 12:00
- Call to enrollment* URBEUR-URBAN STUDIES from 18/03/2025 09:00 to 24/04/2025 12:00

Back Forward

Click CONFIRM AND CONTINUE

Call to enrolment confirmation

Verify the information related to the choices made in the previous pages.

Call to enrolment

Level of qualification	Doctorate
Course level	Ph.D. Course (D.M. 226/2021)
Description	STRATEGIC INNOVATION FOR SUSTAINABLE AND SMART ECOSYSTEMS

Back Confirm and continue


When you arrive to your personal data page, if your data are correct click Confirm, otherwise click Back.

Personal Data

In this page you can see the information on your permanent address and your current home address. If you click the link "Edit" in the different sections, you can change your data.

Permanent address

Country	
Province	
Town/City	
Post code	
Locality	
Address	
Street no.	
Phone number	
Current address is the same as permanent address	

 [Edit Permanent Address](#) Use the link to edit Permanent Address

Now you can upload your Identity Document. At first you will be requested to insert your document's details, please fill in the form with requested data. To choose the "Type", open the drop-down menu. Go through the screenshots and at the end you will have to upload your document card. The scan of the document must be front and back, in PDF format or jpg, gif, png image format, and may be, if necessary, included more than one file. Using Actions you can display, modify or delete what you uploaded.

Identity Documents

On this page you can see the list of identity documents previously inserted and you may also insert new ones.

Type	Number	Issued by	Issuing date	Expiry date	Status	Attachments presented	Actions
Identity card						No	 
Identity card						Yes	 

[Insert a new identity document](#)

[Back](#)

[Proceed](#)

Otherwise you can select PROCEED.

If the phd course has curricula or offers scholarships reserved to foreign applicants residing abroad (category "Reserved places") or executive positions (category "Employees of affiliated companies", these positions are reserved only to industrial doctorates), select the path of interest via the preference (drop-down menu).

NB.

- For the category “**reserved places**”, it is mandatory to upload an official document certifying the residence
- For the category “**employees of affiliated companies**” it is mandatory to upload the employer's declaration

Choose the administrative category and state your disability needs

Choose the administrative category, if necessary, in order to enter the call to enrolment.

Students with **disability needs or special learning disabilities** can now declare their condition in order to benefit from the facilities granted by Laws 104/92 and 170/2010. During the enrolment process further information will be required.

Administrative category

Administrative category -

Declarations of invalidity or Specific Learning Disorders (SLD)

I ask for assistance to take the enrolment test (see Laws 104/92 and 170/2010)

Yes
 No

Back Forward

Now click FORWARD.

Choose the administrative category and state your disability needs

Choose the administrative category, if necessary, in order to enter the call to enrolment.

Students with **disability needs or special learning disabilities** can now declare their condition in order to benefit from the facilities granted by Laws 104/92 and 170/2010. During the enrolment process further information will be required.

Administrative category

Administrative category Ordinary places

Declarations of invalidity or Specific Learning Disorders (SLD)

I ask for assistance to take the enrolment test (see Laws 104/92 and 170/2010)

Yes
 No

Back Forward

Declaration of invalidity of specific learning disorder (SLD): Select YES or NO, if necessary

- If you click YES you can choose the request of assistance and after you can upload the documentation request

Click Forward. It will appear a recap screen, select CONFIRM AND PROCEED.

Confirm call to enrolment

Check the information relative to the selections made in the previous pages.

Call to enrolment

Level of qualification	Doctorate
Course level	Ph.D. Course (D.M. 226/2021)
Description	STRATEGIC INNOVATION FOR SUSTAINABLE AND SMART ECOSYSTEMS

Valid for

Details	134R - STRATEGIC INNOVATION FOR SUSTAINABLE AND SMART ECOSYSTEMS , 975 - Ordinary places
---------	--

Administrative category and disability needs




Administrative category	Ordinary places
Request assistance for disability needs	No

Back [Confirm and proceed](#)


Now you have to indicate your required qualifications. You will find many options.

As regards **High School Title**, if not present, you have to insert only the information regarding your title. You have not to upload any document.

Compulsory Qualifications

Block status	Qualification	Details admitted	Notes	Qualification status	Actions
✓	High School Certificate		Italian post graduate degree issued by AFAM + High School Degree	●	  

Alternative Qualifications

 The various options show qualifications that are alternative one to the other.

Information about language and information technology certification
You are advised to consult the teaching regulations of the study course and the university website.




Option 1:

Block status	Qualification	Details admitted	Notes	Qualification status	Actions
✓	Second Level Academic Diploma		Italian post graduate degree issued by AFAM + High School Degree	●	Insert

Option 2:

Block status	Qualification	Details admitted	Notes	Qualification status	Actions
✓	Degree		Italian old system degree (four or five years) + High School Degree	●	Insert

Option 3:

Block status	Qualification	Details admitted	Notes	Qualification status	Actions
✓	Second Level Degree (Post Riforma)		Italian post graduate degree obtained under the law 270/2004 (five or six years) + High School Degree	●	  

Option 4:

Block status	Qualification	Details admitted	Notes	Qualification status	Actions
✓	Second Level Degree (Post Riforma)		Italian post graduate degree obtained under the law 509/1999 (five or six years) + High School Degree	●	Insert

Note: Candidates who obtained their degrees at the University of Milano-Bicocca find their achieved qualifications already indicated.

How to choose the correct option

When you enter your qualifications, the system highlights the compatible options in green. Select the combination that applies to you. All options are matched to the TSS secondary school qualification.

- 1) If you achieved an **old-system degree** (four-years/five-years) or a **single-cycle Master's Degree** or a **foreign Master degree** you must select the option that contains only that degree achieved:
 - Option 1: TSS + Afam second level degree (old-system)
 - Option 2: TSS + old-system degree
 - Option 3 or 4: TSS + single-cycle Master's Degree
 - Option 5: TSS + foreign degree

- 2) If you achieved a **3+2 pathway** (Bachelor's Degree + Master's Degree/Second-Level Academic Degree AFAM compartment/Foreign Degree or a Bachelor's Degree + a two-year Italian LM), you must compulsorily enter the data of both degrees, **by selecting the combination that includes both of them otherwise one of them will not be evaluated by the committee.**
- Option 6 or 7: TSS + Bachelor degree + Master's Degree
 - Option 8: TSS + Bachelor degree + Second-Level Academic Degree AFAM compartment
 - Option 9: TSS + Bachelor degree + a two-year Italian LM
 - Option 10: TSS + three-year Italian LT + foreign Master Degree

Note: If you awarded any other second degree, you DON'T have to indicate these data now. The degree obtained most recently can be uploaded in the next screen of "evaluation qualifications".

How to indicate your First Level Degree (3+2 studies)

Choose the Region and search the University of achievement.

- If your course is in the list, choose it and select *Proceed*
- If your course is not in the list DO NOT select anything and click *Proceed*. In the next page you'll be able to insert manually the information about your degree details

Note: ALWAYS check that the data, including graduation grade, is correctly inserted before you go on!

You will return to the combination screen. You can now enter the data for the Second Level Degree in the same way as you entered the First Level Degree.

Dati Titolo di studio Laurea di Primo Livello

Classe*	Scegli... <input type="button" value="v"/>
Data Conseguimento*	<input type="text"/> (gg/MM/yyyy)
Anno accademico*	<input type="text"/> (es: 2001/2002)
Voto*	<input type="text"/> (es:98/110)
Lode	<input type="checkbox"/>
Percorso di studio	<input type="text"/>

How to indicate your access degree (valid for everyone)

For the first part, see above How to enter Bachelor's degree (3+2 studies).

If you **don't have obtained your degree yet**, select “not yet achieved” and indicate the requested data.

Dati Titolo di studio Laurea Magistrale

Situazione Titolo* conseguito non ancora conseguito

Classe* Scegli...

Anno accademico* (es: 2001/2002)

Percorso di studio

If you **awarded your degree** select “achieved” and indicate the requested data

Dati Titolo di studio Laurea Magistrale

Situazione Titolo* conseguito non ancora conseguito

Classe* Scegli...

Data Conseguimento* (gg/MM/yyyy)

Anno accademico* (es: 2001/2002)

Voto* (es:98/110)

Lode

Percorso di studio

Once you have entered the titles, you will find a green flag at the side of your combination under “block status”.

On the next screen you will be asked to confirm **your correct combination** of access title and after that click Proceed.

Titoli di Accesso ambigui

Riepilogo delle combinazioni e dei titoli di accesso ambigui.

Titoli di studio validi all'accesso da selezionare

Selezione	Combinazione titoli	Dettagli Titolo	Stato	Titolo	Azioni
<input type="radio"/>	Combinazione LM	Second Level Degree (Post Riforma)	✓	Second Level Degree (Post Riforma) • Anno Conseguimento: 2016 • Ateneo: Università degli Studi di MILANO-BICOCCA • Corso: SCIENZE STATISTICHE ED ECONOMICHE • Classe: LM-82 - Classe delle lauree magistrali in Scienze statistiche	
		High School Certificate	✓	High School Certificate • Anno Conseguimento: 2012 • Dettaglio: Maturità scientifica	
<input type="radio"/>	Combinazione LM+L2	First Level Degree	✓	First Level Degree • Anno Conseguimento: 2014 • Ateneo: Università degli Studi di MILANO-BICOCCA • Corso: SCIENZE STATISTICHE ED ECONOMICHE • Classe: L-41 - Classe delle lauree in Statistica	
		Second Level Degree (Post Riforma)	✓	Second Level Degree (Post Riforma) • Anno Conseguimento: 2016 • Ateneo: Università degli Studi di MILANO-BICOCCA • Corso: SCIENZE STATISTICHE ED ECONOMICHE • Classe: LM-82 - Classe delle lauree magistrali in Scienze statistiche	
		High School Certificate	✓	High School Certificate • Anno Conseguimento: 2012 • Dettaglio: Maturità scientifica	

[Indietro](#) [Procedi](#)

Then click on PROCEED.

Now you can upload your **evaluation titles**. Carefully read the documents' list written in the call and in courses' description sheets. Some documents are mandatory. If you don't upload them, you can't go on with the admission.

For mandatory documents the minimum is equal to 1, for optional one's the minimum is equal to 0. Remember that there is also a maximum number of documents to upload (column Max) for each type.

Management of qualifications and documents for evaluation

Declare your qualifications and documents valid for evaluation.

The following types of documents and/or qualifications are valid for positioning in the eligibility list.

Type	Min	Max
Research	0	5
Certif./self-certif. post grad. courses	0	10
Curriculum vitae et studiorum	1	1
Certif. training/research periods abroad	0	5
Research project	1	1
Publications	0	20

Declared qualifications

No document and/or qualification has been inserted

Do you want to attach other documents and/or qualifications to your admission application?*

- Yes
 No

[Back](#) [Proceed](#)

ATTENTION

- 1) If you have obtained a **foreign degree**
 - at the item "**Copy of foreign degree**" you have to upload in **1 single file** your Master and Bachelor degree.
 - at the item "**transcript of records**" you have to upload in **1 single file** your Master and Bachelor degree.
- 2) If you have chosen the **category "reserved places**, it is mandatory to upload, under the voice *AUT_DOC*, an **official document certifying your residence abroad**.
- 3) If you have chosen the **category "Employees of affiliated companies"**, it is mandatory to upload the **declaration of employment status signed**.

When you have finished and uploaded everything,

- click YES for upload other documents
- click NO when you finish and you want to go on


Tipo titolo	Min	Max
Curriculum vitae et studiorum	1	1
Attività di ricerca	0	5

How to upload documents

For every document uploaded, you have to complete all the blanks as requested in the box below. As first select "Type" and choose it in the drop-down menu. Then fill in the blanks and upload the document (clicking on "Sfoglia").

Dichiarazione titolo di valutazione

Dettaglio titolo o documento

Tipologia:* 

Titolo:*

Descrizione:

Allegato:*

If you do not upload the minimum number of mandatory documents required by the call for applications, this message will appear:

It is necessary to insert a correct number of evaluation qualifications for each type.

This means that you have not uploaded all the required attachments (those ones that have indicated Min 1 and Max 1). Check which ones are missing from the call for applications and upload them!

Note: Documentation must be in pdf format. Every document can't be larger than 25MB.

ATTENTION: Candidates will be able to change, add or remove the submitted documents only BEFORE clicking the button "Complete admission to call", at the end of the procedure. Requests for changes and/or replacements of declarations, titles, and publications uploaded during the procedure will not be considered.

IMPORTANT: This mask requires the mandatory upload of a **RESEARCH PROJECT**. Failure to upload as indicated on phd call will result in exclusion from the competition.

WARNING!!!

IF YOU DO NOT FIND A WAY TO UPLOAD AN EVALUABLE TITLE IN IN THE CORRECT PLACE, UPLOAD IT IN ANY OTHER USEFUL PLACE (FOR EXAMPLE UNDER THE VOICE “PUBLICATIONS” WHERE YOU CAN UPLOAD UP TO A MAXIMUM OF 20 DOCUMENTS). ALL THE DOCUMENTS UPLOADED IN THE PROCEDURE WILL BE SENT TO THE COMMITTEE WITHOUT DISTINCTION.

After completing the mask of evaluation titles in the summary screen click NEXT.

For the following courses, an **expression of interest in the phd project**, from a minimum of 1 to a maximum of 2 preferences, can be made **by filling in a questionnaire**:

EDUCATION IN THE CONTEMPORARY SOCIETY

PHYSICS AND ASTRONOMY

COMPUTER SCIENCE

TRANSLATIONAL AND MOLECULAR MEDICINE – DIMET

PSYCHOLOGY, LINGUISTICS AND COGNITIVE NEUROSCIENCE Curr. 2

PUBLIC HEALTH EPIDEMIOLOGY, STATISTICS AND ECONOMICS

MATERIALS SCIENCE AND NANOTECHNOLOGY

CHEMICAL, GEOLOGICAL AND ENVIRONMENTAL SCIENCES Curr. 1, 2 and 3

MARINE SCIENCES, TECHNOLOGY AND MANAGEMENT (MTM)

STRATEGIC INNOVATION FOR SUSTAINABLE AND SMART ECOSYSTEMS

CONVERGING TECHNOLOGIES FOR BIOMOLECULAR SYSTEMS (TECSBI)

For these courses, the questionnaire mask appear

List of Questionnaires

This page contains a list of questionnaires to be filled in.

Questionnaire	Status	Actions
STRATEGIC INNOVATION FOR SUSTAINABLE AND SMART ECOSYSTEMS *	●	Fill in

[Back](#)

Click FILL IN

Questionnaire

Compilation of questionnaire "STRATEGIC INNOVATION FOR SUSTAINABLE AND SMART ECOSYSTEMS"

The fields marked with * are mandatory.

ARE YOU INTERESTED IN SCHOLARSHIPS PROJECT?

YES

NO

Cancel Exit Back Next

Now you have to options:

- If you are interested in **University scholarships (without project's title) or reserved places or Executive position ("Employees of affiliated companies")**, click NO and confirm the questionnaire as per instruction in the following page.
NB. For executive positions ("Employees of affiliated companies") the preference for the research project will not be expressed via the questionnaire but it will be expressed at the oral interview.
- **For the reserved places it is not necessary to express your preference as the project offered is only one.**
- If you are interested in the scholarship with project/theme click Yes and go on to the following mask.

Questionnaire

Compilation of questionnaire "STRATEGIC INNOVATION FOR SUSTAINABLE AND SMART ECOSYSTEMS"

The fields marked with * are mandatory.

(Maximum number of answers accepted: 2)

CHOOSE THE PROJECT/S YOU ARE INTERESTED TO (MIN 1 MAXIMUM 2)*

PROG.1

PROG.2

PROG.3

PROG.4

PROG.5

PROG.6

PROG.7

PROG.8

PROG.9

PROG.10

PROG.11

PROG.12

Cancel Exit Back Next

Select **AT LEAST** one preference and up to a **MAXIMUM** of 2 for the project grants indicated in the description sheets.

NOTE: If you choose 3 project/or no project appear a message of **ERROR** and you can't go on with the admission procedure.

At this point it's **ESSENTIAL** to keep in mind the steps to follow shown in the screenshot below:

» Questionnaire

Compilation of questionnaire "Interest in scholarships project"

The fields marked with * are mandatory.

ATTENTION, THE APPLICATION PROCESS IS NOT FINISHED

1. Click NEXT.
2. On the following page click on CONFIRM to confirm the questionnaire.
3. On the next page click EXIT to return to completing the application
4. On the next page click AVANTI to complete the application for admission
5. You will arrive at the last page where you must click COMPLETE COMPETITION ADMISSION to finally complete the application. Remember that after this step you will no longer be able to take any action, not even cancel the application.

Cancel Exit Back Next

Now click NEXT.

» Questionnaire

Summary of STRATEGIC INNOVATION FOR SUSTAINABLE AND SMART ECOSYSTEMS

! Please note: the questionnaire has not been **CONFIRMED**.
Warning: once confirmed, the questionnaires **cannot be later modified**.

i All of the questions in the questionnaire have been completed

Confirm Exit Print

PAGE 1

ARE YOU INTERESTED IN SCHOLARSHIPS PROJECT?

YES

Modify page1

PAGE 2

CHOOSE THE PROJECT/S YOU ARE INTERESTED TO (MIN 1 MAXIMUM 2)

PROG.5
PROG.6

Modify page2

Confirm Exit Print

1) If you wish to edit the questionnaire click on EDIT PAGE 1. You will return to the questionnaire completion and can change the projects chosen.

2) If you wish to finally confirm the questionnaire click CONFIRM.

By clicking CONFIRM you will arrive to this screen.

🏠 » Questionnaire

Summary of STRATEGIC INNOVATION FOR SUSTAINABLE AND SMART ECOSYSTEMS

 The questionnaire has been **CONFIRMED**.

Exit  Print

PAGE 1

ARE YOU INTERESTED IN SCHOLARSHIPS PROJECT?

YES

PAGE 2

CHOOSE THE PROJECT/S YOU ARE INTERESTED TO (MIN 1 MAXIMUM 2)



PROG.5
 PROG.6


Exit  Print

The questionnaire has been confirmed and it is no longer editable, click EXIT to exit the questionnaire and return to filling out the application.

List of Questionnaires

This page contains a list of questionnaires to be filled in.

Questionnaire	Status	Actions
STRATEGIC INNOVATION FOR SUSTAINABLE AND SMART ECOSYSTEMS *		

Back 

You will see the questionnaire summary screen; in the string you can see the GREEN dot indicating that the questionnaire is complete and confirmed. Click NEXT to complete your application.

PLACES WITHOUT SCHOLARSHIP

For those phd courses that offer positions without scholarship, if there is the questionnaire to be fulfilled, the candidate should:

- upload mandatory the project in the evaluable titles mask (under “research project”)
- fill out the questionnaire and at the question “Are you interested in project grants?” click NO

Management of qualifications and documents for evaluation

Declare your qualifications and documents valid for evaluation.

The following types of documents and/or qualifications are valid for positioning in the eligibility list.

Type	Min	Max
Research	0	5
Transcript of records	1	1
Certif./self-certif. post grad. courses	0	10
Curriculum vitae et studiorum	1	1
Certif. training/research periods abroad	0	5
Research project	0	1

Letters of Reference

Are reference letters required?

If your course requires letters of reference, you will see the dedicated section "List of Reference Requests." First, check in the Call, in the description sheet of the course, how many letters are required and follow what is indicated in the next box.

Check the description sheets to see if are required and in what number.

Fill in the section called "Reference request list". Click on "Add reference request" and complete all the blanks. Referee's e-mail address must be the institutional address of the referee's membership organization.

Include Reference

Reference of an academic/expert indicated by the candidate to give a reference letter

Reference

Title

Surname*

Name*

Email*

Phone number

Institution*

Please note that you will not be able to see the letter, which will only be visible to the Selection Committee.

After having uploaded the references click on FORWARD.

Reference request list

Check the reference request list. You should upload 2 requests.

Title	Surname	Name	Email	Phone number	Institution	Status	Actions
					xxx	Inserted	
					xxx	Inserted	

At this point to confirm the application for admission click on the COMPLETE APPLICATION button. By clicking this button, as reminded in the message that appears at the top, the application for admission will be final and **you will no longer be able to take any action, not even cancel the application and redo a new one for the same course.**

Final confirmation for call to enrolment

WARNING: If you click "COMPLETE APPLICATION" you can **no** longer take any action, not even cancel the application. If some data, already saved during application, have to be changed you will have to undo the process and to do a new one. Access to section "Admission", select the process left undone and cancel it. You will be able to begin a new application.

Call to enrolment

Level of qualification	Doctorate
Description	STRATEGIC INNOVATION FOR SUSTAINABLE AND SMART ECOSYSTEMS

Valid for

Details	134R - STRATEGIC INNOVATION FOR SUSTAINABLE AND SMART ECOSYSTEMS - 975 - Ordinary places
---------	--

Administrative category and disability needs

Administrative category	Ordinary places
Request assistance for disability needs	No

Back

If you wish not to confirm but to cancel the application and reapply, click BACK.

You will return to the Homepage where you can cancel the selected process and make a new one. The system will keep previously uploaded attachments saved, so you will not be required to make a new upload.

Call to enrolment

It is necessary to fill in the information in order to present an application. Please carefully check that all given information is correct.

Pause and restart of the application procedure

Periodically the system saves the online application process. In case the application is interrupted before being completed, normally it can be **restored** to where it was left off. The filled in data will be automatically saved by the system.

To modify saved data (before ending the process)

If the saved data has to be modified, it will be necessary to restart the process again, from the beginning. You have to enter the admission section, select the process in stand-by and cancel it. The system allows you to restart the application from the beginning.

End of the application

When the application is submitted, it will not be possible to modify it through the website.

Candidates with foreign qualifications

Starting from the academic year 2025-26, candidates holding foreign qualifications must use a [new platform](#) to apply for our Bachelor's and Master's degree programs.

Exceptions are made for EU candidates or those with equivalent status who wish to apply for courses in Italian. These candidates must follow the instructions provided in the official call for applications, which should be consulted in case of doubts.

After the application is confirmed, the system may give an ERROR message if:

1. You are already enrolled in a phd program
2. You have not entered your correct degree class in the access titles. In this case, cancel the registration and do the process again to enter the correct data.

After the completion of admission request the procedure is complete. You can proceed with the payment.

Administrative category and disability needs

Administrative category	Ordinary places
Request assistance for disability needs	No

Valid for

Details	Admission expiry date	Pre-enrolment expiry date
1348 - STRATEGIC INNOVATION FOR SUSTAINABLE AND SMART ECOSYSTEMS - 975 - Ordinary places		

Exams

Description	Type	Note
Evaluation of qualifications	Evaluation of qualifications	-
Progetto di ricerca		-
Oral examination	Oral examination	-
Punteggio finale Dottorati		-

Evaluation qualifications

Type	Qualification
Curriculum vitae et studiorum	SS
Research project	SS

Answers to questionnaires

Questionnaire: STRATEGIC INNOVATION FOR SUSTAINABLE AND SMART ECOSYSTEMS

Question	Answer
ARE YOU INTERESTED IN SCHOLARSHIPS PROJECT?	YES
CHOOSE THE PROJECTS YOU ARE INTERESTED TO (MIN 1 MAXIMUM 2)	PROG.10
CHOOSE THE PROJECTS YOU ARE INTERESTED TO (MIN 1 MAXIMUM 2)	PROG.11

[Homepage](#)
[Payments](#)

WARNING!!!

THERE IS NO RECEIPT MESSAGE AFTER THE APPLICATION IS COMPLETED. IF YOU CAN PRINT THE ADMISSION RECEIPT, THIS MEANS THE PROCESS HAS BEEN COMPLETED WITH SUCCESSFUL.

NB. After the payment, you can print the admission receipt. Remember to save the admission receipt that, at the bottom, shows the progressive number of your application that will be used by the Committee as your identification code for all the stages of the competition.

You needn't to present the admission receipt during the competition.

Please note that no confirmation e-mail will be sent upon completion of the registration process.

After completing the admission request you will find the "Summary of the call to enrolment inscription". At the bottom of the screenshot you will find "Reference request" list. As you can see, you can send a reminder if the reminder is not sent. Click on the envelope.

Reminder	Reference reminder
Reminder not sent	 

You find a screenshot to send the request. Click on "Send reminder" and reminder's status become "Reminder sent". When the reference letter is uploaded, reference letter status change from "Not sent" to "Sent".

Remember that you can't see the letter that will be viewed only by the committee.